

# Up stream

# 가?

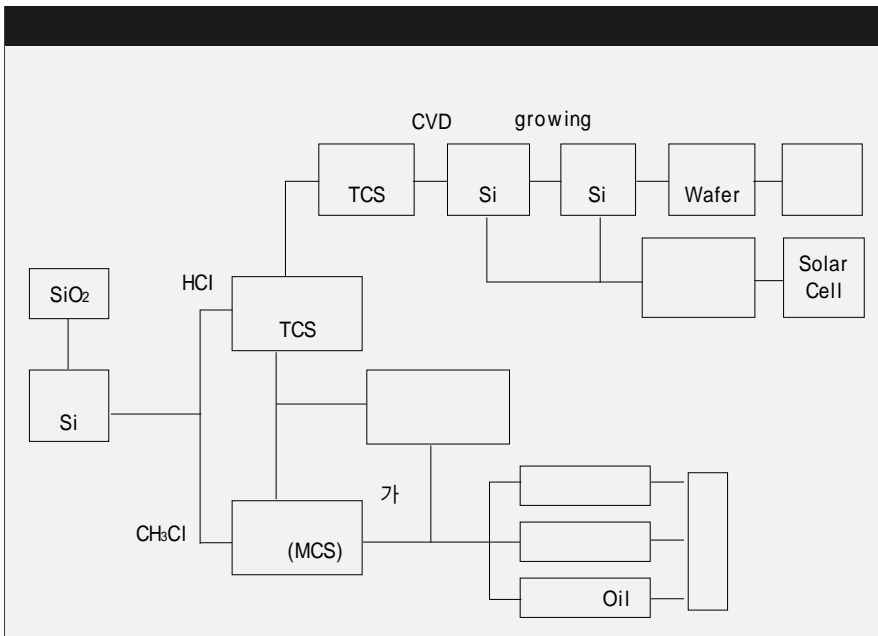
(Si)  
(TCS)

(Silicon)  
Wafer

(Silicon)

(MCS)

가 (SiO<sub>2</sub>) Si 98% 가 가 5000



(Silicon)

60 80 85 20%, 85 90 30%  
 , 90 95 GNP 2 15% . 95  
 가 12 13%가  
 60 가  
 . 80  
 70  
 DC,  
 down-stream

RTV

( , , ), ,  
 . . . .

2000 8 3000 93 3 1400 , 95 4 1800 ,

가 93 1300 600 42%  
40 50% 가

Fluid 가 가

( : , %)				
	1992		1993	
		M/S		M/S
D C	440	40	577	41
	187	17	292	21
	220	20	266	19
	110	10	126	9
W A K E R B A Y E R R / P O S I	143	13	139	10
	1,100	100	1,400	100

RTV 가									

가가 가

DC가 93 570 41% DC

Dow Corning 10 90 95·96 가

91 92 , 93

20% 290

260

Amine, Modf.Amine

Oxime, Alkoxy, Benzamide

Acetoxy

Acetoxy

Alkoxy

Oxime

Alkoxy 가

가 40%

Bayer 가

, Wacker, Bayer, R/P, OSI

10%


DC,

Repacking

가 Dow Corning

( : M/T)			
	1990	1995	2000
Oil			
Oil	2,000	6,111	12,555
	6,000	11,467	19,333
	3,200	6,940	14,651
	5,100	11,140	23,933
	600	1,301	3,181
	928	3,552	6,728
	17,828(718 )	40,471(1800 )	80,381(3000 )

가



93 9

OSI

2 7180

2 5500

3% 가

PU 가

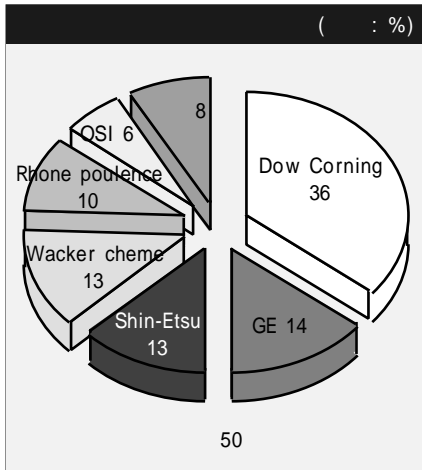
UCC가

가

OSI가

Dow Corning GE

가



( : 1000M/T, %)

	1991	1992	1993	
	12,796	13,260	12,118	-
	1.4	3.6	8.6	1.2
	123.4	134.7	140.8	-
	4.8	9.2	4.5	6.2
	67.7	72.4	79.5	-
( )	7.9	6.9	9.8	8.1

50  
1500

가 1/3

53 信越化學 東芝

66 Toray Silicon( Toray · Dow Corning Silicon)

東芝 GE

東芝

3

Konika, Dow Corning, Bayer

, 住友精化, Chisso

( : 1000M/T, %)

1991	21.4	118	14.1	122
1992	26.8	125	13.8	98
1993	33.6	126	13.6	98

( : 100 M/T)

	1991	1992	1991	1992	1991	1992
Dow Corning	900	930	950	1,000	1,850	1,930
General Electric	450	470	300	350	750	820
信越化學工業	25	35	675	700	700	735
Wacker-Chemie	115	125	560	600	675	725
Rhone-Poulenc	160	175	300	325	460	500
UCC	150	150	150	150	300	300
	50	65	415	425	465	490
	1,850	1,950	3,350	3,550	5,200	5,500

90% 信越化學, 東芝, Toray Silicon 3

1500, 35%, 20%, 20%, 15%, 10% 가 ( )가  
55% UCC 93 4 가 37 38%, Osi Specialties

學 50% 信越化學 2 2000 信越化  
92 5 5000 東芝 92 3  
1 2 가

가 92,93 가 ( )

1/3 가 92 80%, 93 83%  
2 50% ASEAN  
50%