

PBT

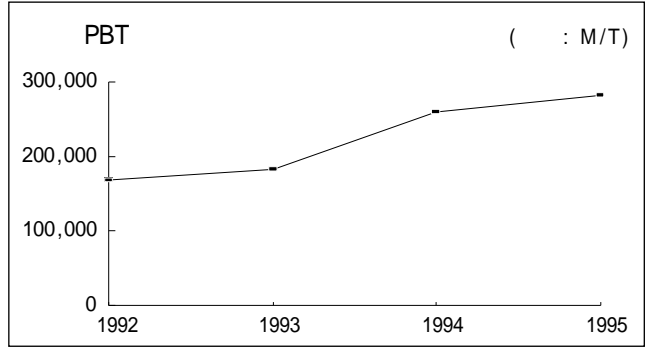
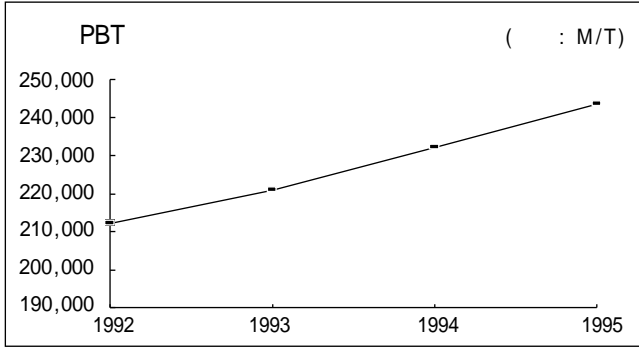
PBT 71 Celanese 가
 가 , , 가 PBT
 가 80
 PBT DMT () PTA ()
 LG , DMT , PTA
 PBT , DMT , 14 BD Dupont, BASF
 PTA
 PBT Compounding (PBT) 가 가
 PBT 30% 가 .

PBT (: M/T)		1992	1993	1994	1995
		212,000	221,000	232,050	243,653
		76,000	78,000	81,900	85,995
		1,000	1,000	1,050	1,103
		1,000	1,000	1,050	1,103
		1,000	1,000	1,050	1,103
		79,000	81,000	85,050	89,303
		13,000	13,000	13,650	14,333
		8,000	8,000	8,400	8,820
		6,000	7,000	7,350	7,718
		1,000	1,000	1,050	1,103
		1,000	1,000	1,050	1,103
		6,000	6,000	6,300	6,615
		2,000	3,000	3,150	3,308
		37,000	39,000	40,950	42,998
가		66,000	66,000	69,300	72,765
		8,000	8,000	8,400	8,820
		11,000	14,000	14,700	15,435
		2,000	3,000	3,150	3,308
		4,000	5,000	5,250	5,513
		1,000	1,000	1,050	1,103
		1,000	1,000	1,050	1,103
		3,000	3,000	3,150	3,308
		96,000	101,000	106,050	111,353

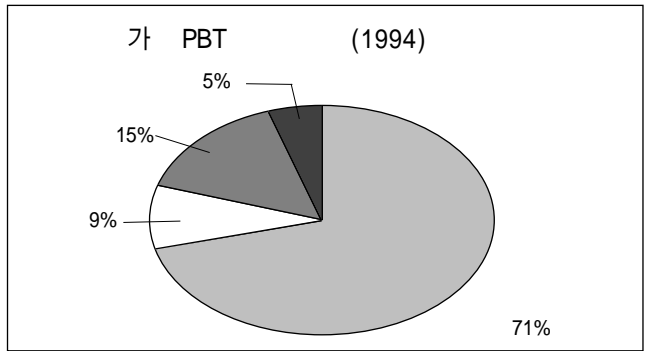
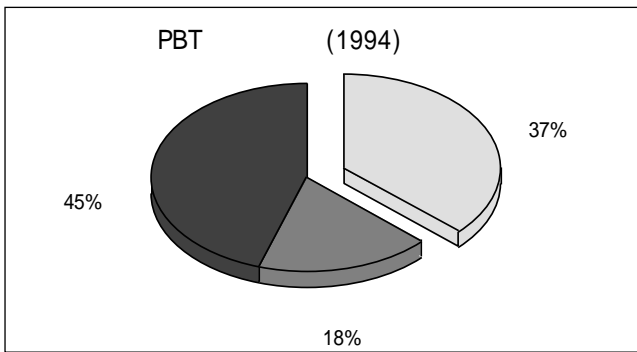
PBT (: M/T)		1992	1993	1994	1995
		168,800	185,800	262,400	285,400
GE HOECHST CELANESE BASF-US		62,000	62,000	62,000	62,000
				35,000	35,000
				9,000	9,000
		62,000	62,000	106,000	106,000
HOECHST BASF BAYER				5,000	5,000
				4,000	4,000
				20,000	20,000
		-	-	29,000	29,000
TORAY POLY PLASTICS 帝人 DIC MITSUBISHI MITSUBISHI		20,000	20,000	20,000	20,000
		20,000	20,000	20,000	20,000
		12,000	12,000	12,000	12,000
		3,000	3,000	3,000	3,000
		14,000	14,000	14,000	14,000
		7,000	7,000	7,000	7,000
			3,000	3,000	3,000
		76,000	79,000	79,000	79,000
TAIWAN		7,200	7,200	7,200	7,200
		3,600	3,600	3,600	3,600
		10,000	10,000	10,000	10,000
				3,600	3,600
		3,000	3,000	3,000	3,000
		23,800	23,800	27,400	27,400
LG		4,000	4,000	4,000	7,000
		3,000	3,000	3,000	3,000
			3,000	3,000	-
			6,000	6,000	6,000
		7,000	16,000	16,000	17,000
ZHONGLIAN CHEM		-	5,000	5,000	5,000
가	GEP				20,000

PBT LG , , LG PBT
 7000 3000 ()
 PET)
 94 PBT LG 1 2900 42% 5420 ,

2320 (18%), 가 1680 (13%), 1550 (12%),
 1000
 PBT
 가
 PBT 94 Compounding 2000 가
 1 2900 Alloy
 1 6300

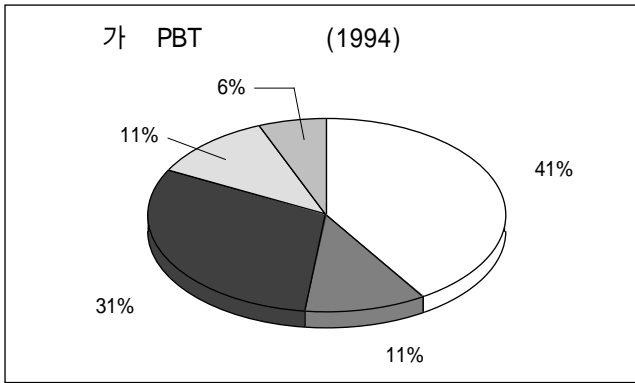


PBT 가 64%, 가 28%, 가 8%
 PBT 7 8%
 PBT
 PBT/PC Alloy ,
 PP 가
 PBT 가
 7% 가



PBT 가 94 30% GF 가 Kg 2800 3000 가
 95 2 3300
 PBT 가 Alloy PBT/PC Alloy PBT/ABS Alloy
 가 가
 Alloy PBT/PC Alloy
 60% GE Plastics
 GE Plastics PBT 가
 PBT PC Alloy 가 System System

Specialty



PBT		(: M/T)			
		1991	1992	1993	1994
		8,730	11,060	10,600	12,460
		3,102	2,789	3,748	3,854
		11,832	13,849	14,348	16,314
		10,300	11,810	12,050	13,950
		1,495	2,007	2,275	2,308
		11,795	13,817	14,325	16,258

PBT/PC Alloy 1 5000

20% 가

PBT/PC Alloy 가

PBT 가 94

가 45%

71% 가

92~95

가

PBT	()			(: M/T)
	1992	1993	1994	1995
	66,000	65,900	69,300	72,765
	28,000	27,000	28,700	30,432
	22,500	21,500	23,200	24,933
	4,900	6,200	6,200	6,200
	10,600	11,200	11,200	11,200

