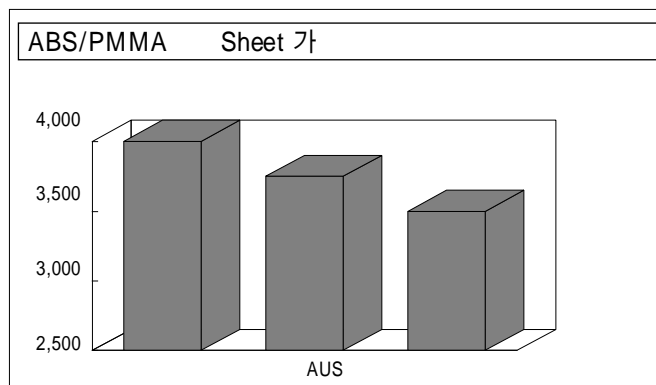
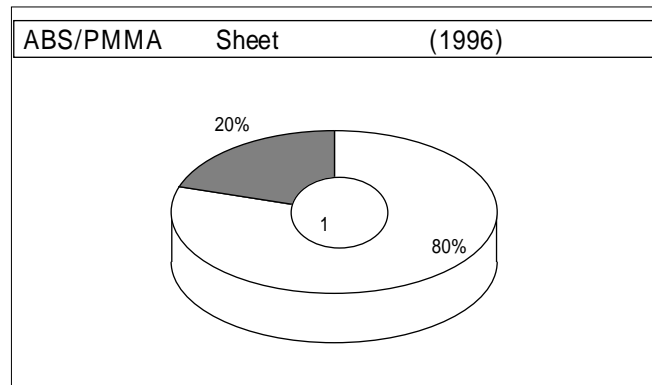


ABS/PMMA Sheet

Properties Supply Price Demand

ABS · PMMA Sheet PMMA, ABS 3

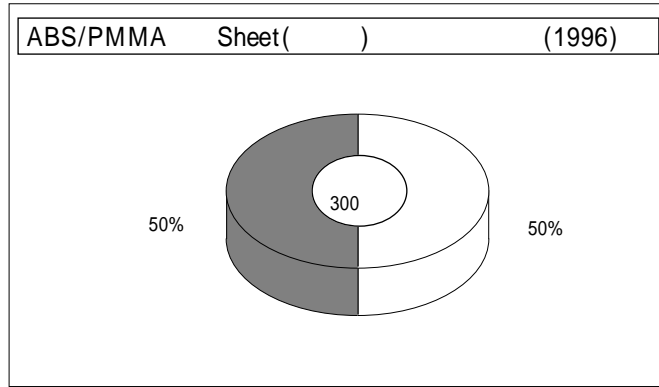
ABS/PMMA Sheet				
(ASTM)		ABS	PMMA	MPS 401
D638	Kg/cm ³	550	-	465
D790	Kg/cm ³	750	809	730
Rockwell	D785	-	(62)	(57)
	D1238	g/10min	1.7	1.2
		g/10min	23	-
	D648	(가)	91	79.4
		(가)	102	87.8
	D792	-	1.04	1.15



ABS · PMMA Sheet PMMA, ABS, 가

가 가

ABS · PMMA Sheet 1
 가 2~3 5 .



96 , , 20%

가 , , , , , 가 .
 Kg 4000 , 3700 ~ 3800
 Kg 3500
 가 가 가 .
 ABS · PMMA Sheet 300
 96 33 , 12 50
 가 가 .
 가 .
 < 1996/3/4 >